

KENDRIYA VIDYALAYA NO 5 SHASTRI NAGAR GWALIOR MP



# CBSE EXAM CLASS 10


C.B.S.E ALL INDIA SECONDARY SCHOOL EXAMINATION (MAIN)- 2018


## Instant Analysis


REPORT BEE'S PARTNERS |








 STUDENTS  
ENROLLED  
**74**

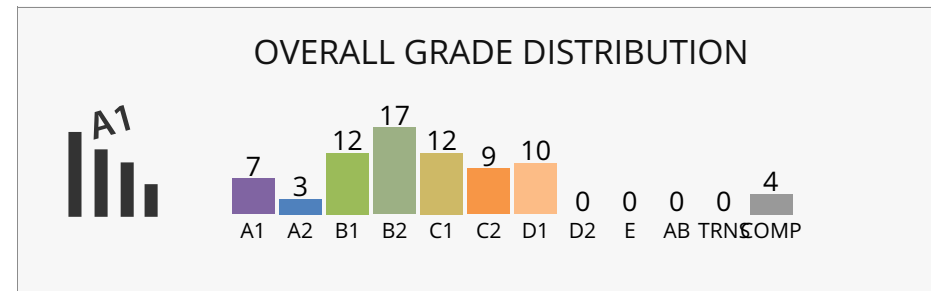
 STUDENTS  
APPEARED  
**74**

 STUDENTS  
PASSED  
**70**

 OVERALL  
PASS %  
**94.59%**

 AVERAGE  
GRADE  
**B2**

 PERFORMANCE  
INDEX \*  
**56**



\*Performance Index- A measure of school's performance, grade based - weighted average of all the passed candidates.

## REPORT BEE HELPING SCHOOLS WITH CBSE CCE REPORT CARDS

### 100+ CBSE schools use us for

1. Quick and error free CCE COMPLIANT report cards
2. Performance analysis at school, standard and student level instantly to make improvements
3. Online mark entry by teachers using any internet device (computer, laptop and mobile). The product takes care of all mark conversions/aggregations.

For more info please visit [www.reportbee.com](http://www.reportbee.com)



"As per the requirement of CBSE, the format framed fascinated both management and parents. Presentation is very attractive, impressive and error free with all the required information. Thank you for fulfilling our needs and also for timely delivery" - Chinmaya Vidyalaya, Nagapattinam



Legend

**GRADE** A1 A2 B1 B2 C1 C2 D E1 E2  
**MARKS** 91-100 81-90 71-80 61-70 51-60 41-50 33-40 21-32 00-20

**ABT** - ABSENT | **TRNS** - TRANSFER

\*Performance Index - A measure of school's performance, grade based - weighted average of all the passed candidates.

| SUBJECT NAME   | Average Grade | Average GP | Performance Index* | Grade distribution |    |    |    |    |    |    |    |   |    |      | Distribution of Marks |       |       |       |       |       |       |       |       | # Students Enrolled |      |
|----------------|---------------|------------|--------------------|--------------------|----|----|----|----|----|----|----|---|----|------|-----------------------|-------|-------|-------|-------|-------|-------|-------|-------|---------------------|------|
|                |               |            |                    | A1                 | A2 | B1 | B2 | C1 | C2 | D1 | D2 | E | AB | TRNS | 91-100                | 81-90 | 71-80 | 61-70 | 51-60 | 41-50 | 31-40 | 21-30 | 11-20 |                     | 0-10 |
| SCIENCE-THEORY | B2            | 6.6        | 57                 | 6                  | 8  | 12 | 13 | 5  | 13 | 7  | 6  | 0 | 0  | 0    | 4                     | 5     | 13    | 13    | 6     | 16    | 13    | 0     | 0     | 0                   | 70   |
| HINDI COURSE-A | B2            | 6.6        | 57                 | 5                  | 11 | 8  | 9  | 14 | 13 | 5  | 5  | 0 | 0  | 0    | 1                     | 18    | 17    | 11    | 7     | 6     | 0     | 0     | 0     | 0                   | 70   |
| SOCIAL SCIENCE | B2            | 6.4        | 56                 | 7                  | 6  | 10 | 12 | 12 | 8  | 6  | 9  | 0 | 0  | 0    | 7                     | 7     | 13    | 16    | 11    | 7     | 9     | 0     | 0     | 0                   | 70   |
| MATHEMATICS    | B2            | 6.4        | 55                 | 5                  | 8  | 7  | 12 | 14 | 12 | 8  | 4  | 0 | 0  | 0    | 6                     | 7     | 6     | 11    | 14    | 15    | 11    | 0     | 0     | 0                   | 70   |
| ENGLISH COMM.  | C1            | 5.4        | 43                 | 2                  | 6  | 5  | 4  | 11 | 15 | 17 | 10 | 0 | 0  | 0    | 2                     | 13    | 20    | 19    | 15    | 1     | 0     | 0     | 0     | 0                   | 70   |



## STUDENTS ACADEMIC MARK LIST

|        |              |           |           |           |           |           |           |          |           |           |                     |                        |   |                  |
|--------|--------------|-----------|-----------|-----------|-----------|-----------|-----------|----------|-----------|-----------|---------------------|------------------------|---|------------------|
| Legend | <b>GRADE</b> | <b>A1</b> | <b>A2</b> | <b>B1</b> | <b>B2</b> | <b>C1</b> | <b>C2</b> | <b>D</b> | <b>E1</b> | <b>E2</b> | <b>H</b> - HIGHEST  | <b>L</b> - LOWEST      | <b>M</b> - MARK                         | <b>G</b> - GRADE |
|        | <b>MARKS</b> | 91-100    | 81-90     | 71-80     | 61-70     | 51-60     | 41-50     | 33-40    | 21-32     | 00-20     | <b>ABT</b> - ABSENT | <b>TRNS</b> - TRANSFER | <b>**</b> - UPGRADED GRADE BY ONE LEVEL |                  |

**\*Performance Index** - A measure of school's performance, grade based - weighted average of all the passed candidates.